
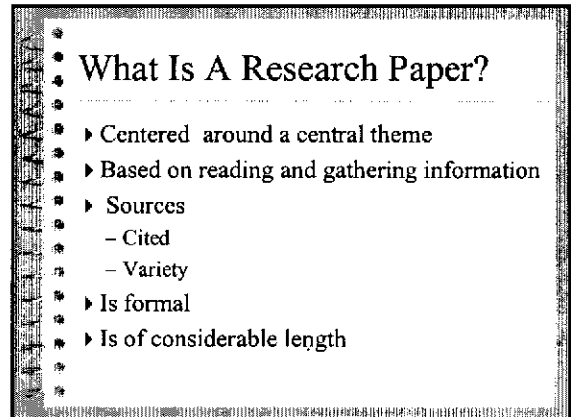



Writing a Research Paper



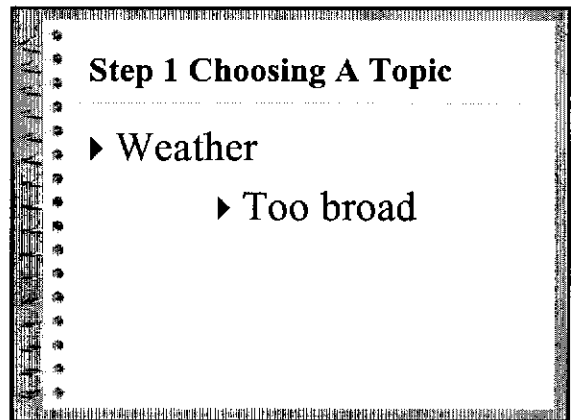
1



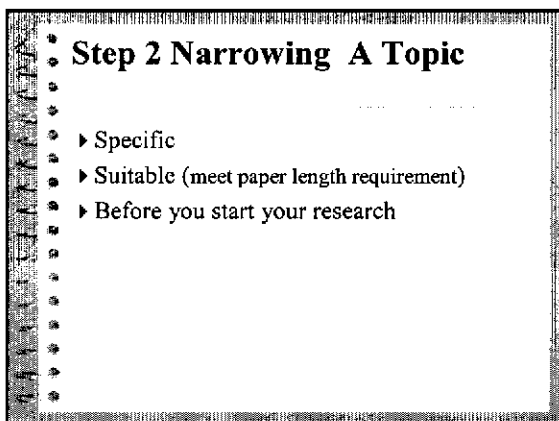
2



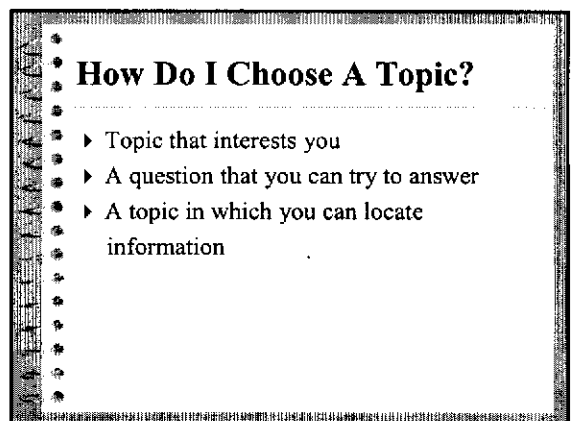
3



4



5



6

Need Ideas For A Topic?

- ▶ Background reading
 - Textbook
 - Encyclopedia article
 - short
 - good overview
 - bibliography
- ▶ Reference book
- ▶ Visit your school or local library
- ▶ Discussion groups
- ▶ Brainstorming

7

What Is A Good Topic?

- ▶ Ask yourself
 - Fits the assignment
 - Not too broad
 - Not too narrow
 - Sources available
 - Interesting to you

8

Step 3 Writing the Tentative Thesis Statement?

- ▶ What you want to say about your topic
- ▶ Something specific or concrete about your topic
- ▶ Direction or focus of your paper
- ▶ Your beliefs
- ▶ A single sentence

9

What Is The Role Of A Tentative Thesis Statement?

- ▶ To state the purpose of the research
- ▶ To identify information needed
- ▶ To identify possible sources
- ▶ To gather relevant information
- ▶ To organize information

10

What Is A Good Thesis Statement?

- ▶ A single sentence
- ▶ Positive statement
- ▶ Testable and researchable
- ▶ Subject to change or modify

11

Thesis Statement

Powerful twisting windstorms called tornadoes are the most dangerous winds on earth.

12

Step 4 Preliminary Outline?

► Focus for Research

- What
- When
- Where
- Why
- Who
- How

13

What?

1. What is a tornado?
2. What are the different types of tornadoes?
3. What are the warning signs of tornadoes?
4. What type of weather does a tornado produce?

14

When?

When do most tornadoes occur?

15

Where?

Where do most tornadoes occur?

16

Who?

Who researches tornadoes?

17

Why?

Why are tornadoes so dangerous?

18

How?

1. How are tornadoes formed?
2. How long does a tornado last?
3. How are tornadoes predicted?
4. How are tornadoes detected?
5. How do people protect themselves from tornadoes?

19

Step 5 Working Bibliography

- ▶ Written list of sources
 - Primary sources
 - speeches
 - autobiography, diary
 - a novel, poem, essay
 - Secondary sources
 - written later and not by the participants of the actual event
 - written by historians, reviewers or scientists

20

Other Sources

- ▶ Additional printed sources
 - Encyclopedia articles (Specific)
 - Newspaper articles
 - Magazine or Journal Articles
 - Pamphlets
 - Maps
- ▶ Nonprint sources
 - Audiocassette
 - Lecture
 - Television or radio program
 - Internet articles
 - Online (via Internet) EBSCO, GALENET, SIRS and CDROMS programs
 - Videotape
 - Interview

21

First Five Steps

```

graph TD
  1((1)) --- 2((2))
  2 --- 3((3))
  3 --- 4((4))
  4 --- 5((5))
  
```

1 Topic

2 Narrow Topic

3 Thesis Statement

4 Preliminary Outline

5 Working Bibliography

22

Bibliography

- ▶ Club Write #13 : "Writing a Research Paper." WCVE (video). c1999
- ▶ McEvoy, Anne H. and McCain Mary B. *High School Research Manual*. Richmond Public Schools. c2000
- ▶ Sorenson, Sharon. *Webster's New World Student Writing Handbook*. Prentice Hall. New York. c1992.
- ▶ *Using Your Library to Write a Research Paper*. Video Aided Instruction, Inc. New York. c1992

23

KWL
First Five Steps To Writing A Research Paper

Steps	K	W	L
Working Bibliography			Step ____
Narrowing a Topic			Step ____
Choose a Topic			Step ____
Tentative Thesis Statement			Step ____
Preliminary Outline			Step ____

First Five Steps To Writing A Research Paper

Name: _____ Class: _____

Subject: _____

Topic: _____

(Section I) 35 points

Tentative Thesis Statement: _____

(Section II) 10 points

What Reference Sources Can I Use to Find Information About My Topic?

Print

Electronic

(Section III) 10 points

Search Statements
(keywords or phrases or terms)

Search Statements
(keywords or phrases or terms)

(Section IV) 25 points
Working Bibliography

(Include author, title, publisher, place of publication, year of publication, if book call number and for magazines include volume and number when applicable)

1. _____

2. _____

3. _____

4. _____

(Section V) 20 points
Preliminary Outline

What _____

When _____

Where _____

Why _____

How _____

Internet Resources

- Argus Clearinghouse
<http://www.clearinghouse.net/>
A primer Internet site that allows students to browse or search for information using topical headings.
- Constructing Your Research Paper
<http://scilibx.ucse.edu/library/ref/instruction/research/libres.htm>
Explains to students how to write a research paper. Examples include narrowing topic, finding information, evaluating sources, compiling a bibliography, and more. Also includes A+ research writing site for high school and college students.
- The Internet Public Library – Reference Center
<http://www.ipl.org/ref/>
Includes all types of reference sources, online librarian and a selective category of subject headings.
- MLA Citation Examples Written by HCC Library
<http://www.hcc.Hawaii.edu/education/hcc/library/mlahcc.html>
Contains examples of cited sources based on MLA Handbook for Writers of Research Papers. 5th ed.
- Research and Reference Resources
<http://www.teachercreated.com/links/research.html>
A student research site that includes all types of ready reference sources and the top five web sites for research.
- A Research Guide for Students
<http://www.geocities.com/Athens/Troy/8866/>
Designed to help students with the research process. Includes MLA and APA style guide, subject headings according to the Dewey Decimal system and other sites for research. Originally published in 1995 as “Research Guide for Today’s High School Students.”
- Researchpaper.com
<http://www.researchpaper.com>
Web’s largest site for topics, ideas and assistance for students.
- UCSC Library Starter Kit
<http://library.ucsc.edu/library/ref/instruction/skit/>
Includes online tutorial for using the Internet for academic research, subject guides arranged by topic, and much more.